



# RA12-160 (12V160Ah)

RA series is a general purpose battery with 10 years design life in float service. It meets with IEC, JIS and BS standards. With up-dated AGM valve regulated technology and high purity raw materials, the RA series battery maintains high consistency for better performance and reliable standby service life. It is suitable for UPS/EPS, medical equipment, emergency light and security system applications.




## Specification

Cells Per Unit	6
Voltage Per Unit	12
Capacity	160Ah@10hr-rate to 1.80V per cell @25°C
Weight	Approx. 50.0 Kg (Tolerance±1.5%)
Max. Discharge Current	1600A (5 sec)
Internal Resistance	Approx. 4.5 mΩ
Operating Temperature Range	Discharge: -20°C~60°C Charge: 0°C~50°C Storage: -20°C~60°C
Normal Operating Temperature Range	25°C±5°C
Float charging Voltage	13.6 to 13.8 VDC/unit Average at 25°C
Recommended Maximum Charging Current Limit	48A
Equalization and Cycle Service	14.6 to 14.8 VDC/unit Average at 25°C
Self Discharge	RITAR Valve Regulated Lead Acid (VRLA) batteries can be stored for more than 6 months at 25°C. Self-discharge ratio less than 3% per month at 25°C. Please charge batteries before using.
Terminal	Terminal F16/F12
Container Material	A.B.S. UL94-HB, UL94-V0 Optional.



## Dimensions

Unit: mm Dimension: 530(L)×209(W)×214(H)



### Constant Current Discharge Characteristics: A (25°C)

F.V/Time	5MIN	10MIN	15MIN	30MIN	1HR	2HR	3HR	4HR	5HR	8HR	10HR	20HR
9.60V	482.5	360.3	290.3	160.8	99.87	61.66	41.90	33.79	28.05	18.47	16.65	8.81
10.0V	468.6	342.9	284.3	158.7	98.54	60.42	41.13	33.31	27.80	18.40	16.49	8.65
10.2V	454.7	330.8	279.8	156.3	97.60	59.78	40.76	32.97	27.61	18.24	16.32	8.49
10.5V	408.3	305.2	266.4	152.0	96.41	59.00	40.40	32.49	27.39	18.07	16.16	8.32
10.8V	368.5	278.3	245.6	146.9	95.07	58.51	39.93	31.37	27.25	18.00	16.01	8.24
11.1V	314.7	248.7	220.3	141.4	92.81	56.16	39.15	30.92	27.05	17.85	15.83	7.90

### Constant Power Discharge Characteristics: W(25°C)

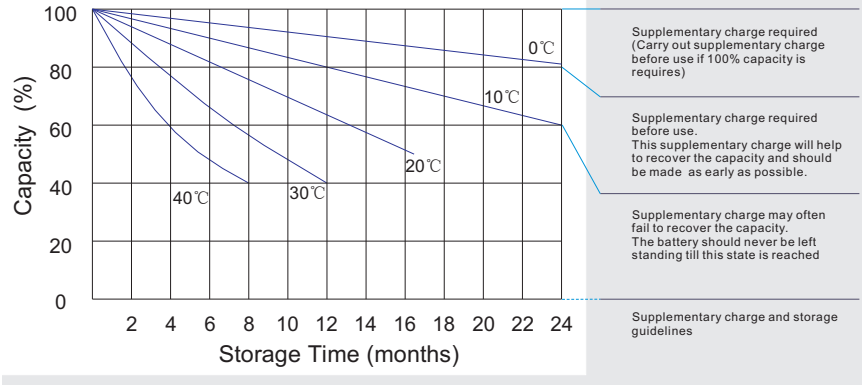
F.V/Time	5MIN	10MIN	15MIN	30MIN	1HR	2HR	3HR	4HR	5HR	8HR	10HR	20HR
9.60V	4991	3838	3193	1840	1157	722.6	493.3	404.4	336.0	221.2	199.7	106.2
10.0V	4893	3720	3142	1821	1147	713.7	486.0	398.7	333.0	220.4	198.1	104.3
10.2V	4837	3622	3106	1805	1140	708.6	483.8	395.0	331.0	218.7	196.3	102.4
10.5V	4403	3373	2963	1768	1133	699.7	479.9	389.7	328.3	216.9	194.4	100.5
10.8V	4010	3109	2739	1727	1118	694.5	474.5	376.5	326.8	215.9	192.5	99.50
11.1V	3523	2811	2465	1679	1101	668.5	466.6	371.1	325.6	214.4	190.4	95.94

All mentioned values are average values(Tolerance±2%).

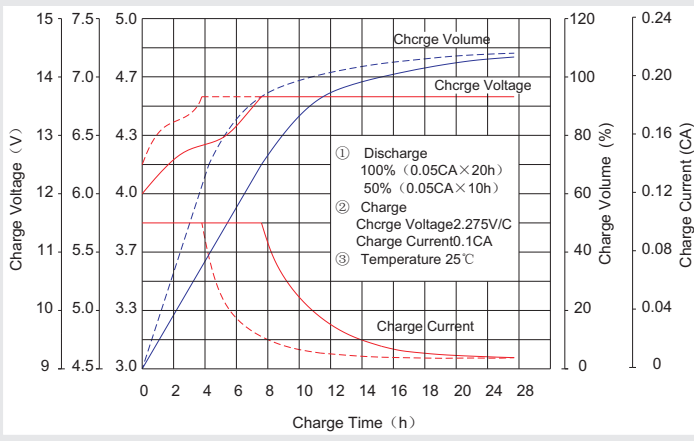
### Effect of temperature on long term float life



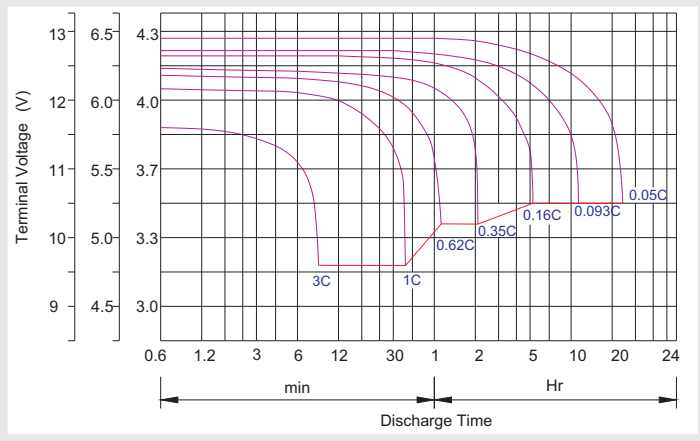
### Storage characteristic



### Charge characteristic Curve for standby use



### Discharge characteristic Curve



### Capacity Factors With Different Temperature

Battery Type		-20°C	-10°C	0°C	5°C	10°C	20°C	25°C	30°C	40°C	45°C
GEL Battery	6V&12V	50%	70%	83%	85%	90%	98%	100%	102%	104%	105%
	2V	60%	75%	85%	88%	92%	99%	100%	103%	105%	106%
AGM Battery	6V&12V	46%	66%	76%	83%	90%	98%	100%	103%	107%	109%
	2V	55%	70%	80%	85%	92%	99%	100%	104%	108%	110%

### Discharge Current VS. Discharge Voltage

Final Discharge Voltage V/cell	1.75V	1.70V	1.60V
Discharge Current (A)	(A) ≤ 0.2C	0.2C < (A) < 1.0C	(A) ≥ 1.0C

**Charge the batteries at least once every six months, if they are stored at 25°C.**

Charging Method:

Constant Voltage	-0.2Cx2h+2.4-2.45V/cellx24h, Max. Current 0.3C
Constant Current	-0.2Cx2h+0.1Cx12h
Fast	-0.2Cx2h+0.3Cx4h

Bolt	M5	M6	M8
Terminal	F3 F4 F13 F18 T25 T26	F8 F11 F12-1 F15	F5 F9 F10 F12 F14 F16
Torque	6~7N·m	8~10N·m	10~12N·m

### Maintenance & Cautions

#### Float Service:

- ※ Every month, recommend inspection every battery voltage.
- ※ Every three months, recommend equalization charge for one time.

Equalization charge method:

Discharge: 100% rate capacity discharge.

Charge: Max. current 0.3CA, constant voltage 2.4-2.45V/Cell charge 24h.

- ※ Effect of temperature on float charge voltage: -3mV/°C/Cell.

- ※ Length of service life will be directly affected by the number of discharge cycles, depth of discharge, ambient temperature and charging voltage.